


# 130MM CHANNEL SYSTEM

## Installation Instructions


Sufficient slope in the paving and channel should always be determined prior to installation to accommodate desired water run-off. The channel should not be installed along the line of the vehicle wheel travel.



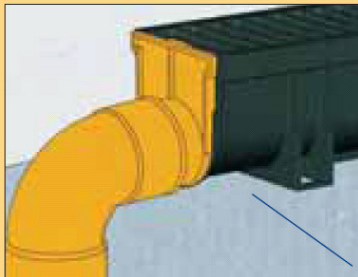
Dig Trench - compact GAP7, backfill and level



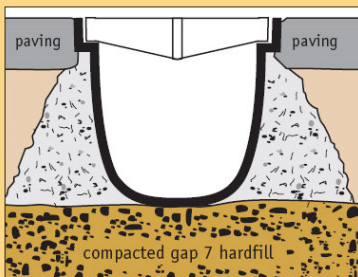
Place channel in trench



Engage all modules including bends before backfilling



Connect outlet



Always backfill with concrete with the grating fitted

Haunch concrete up and around channel without leaving any empty spaces in the area below the section where the grating is fitted in all trafficable situations